

**Date:** 11 July 2025

**Time:** 17:30 hrs

**Subject:** COC COMMUNICATION NO. 1

**Document No:** 3.1

---

**From:** *The Clerk of the Course*

**To:** *All competitors/crew members*

*Number of pages: 8 Attachments: 0*

---

## **1 DOCUMENTATION**

Competitors should collect competition numbers, rally plates and other decals when presenting their cars for the sound test. All decals must be positioned in accordance with Article 7 of the event regulations (see page 7).

Competitors are reminded that any outstanding information must be entered into the rallies.info system and the entry updated. They will then be able to sign on for the event using the rallies.info system. Signing-on must be done online. Failure to complete the rallies.info details may result in the start being refused.

## **2 SERVICE AREA**

A plan of the Jas P Wilson Forest Machines site showing the location of the service area and scrutineering appears in the Road Book and Service Book. Trailers must be unloaded and parked at the trailer park, which will open at 13:00 on Friday 18 July and is located one mile west of Dalbeattie on the A745 at map reference NX 8218 6073, w3w prongs.private.candidate, GPS 54.927353 N, 3.840020 W. Competing cars and service vehicles should immediately be moved to your designated service bay.

The Organisers and Jas P Wilson Forest Machines do not accept any responsibility for security of trailers and equipment left at this location, and strongly recommend that trailers and spare tyres should be secured by locking devices.

On Friday 18 July the service area will open at 14:00 and will be staffed by marshals until 21:00. On Saturday 19 July the service area will be staffed by marshals from 06:30 until 20:00.

All competitors have been allocated a 8m x 8m service bay. If you have not already done so and require to service beside another competitor or require a larger service bay, this should be indicated in the 'Service Area' section of the entry form. Alternatively, contact the Service Area Commander at [alister.j.reid@hotmail.co.uk](mailto:alister.j.reid@hotmail.co.uk) or phone 07555 510306.

There is a **5 mph** speed limit within Jas P Wilson Forest Machines.

The sound test/collection of rally plates are located immediately prior to the entrance to scrutineering. The sound test will open at 15:15 hours on Friday 18 July. Competitors must satisfactorily complete the sound test before reporting to scrutineering with all rally decals affixed to the vehicle.

Competitors are advised that the rally does not have exclusive use of the service area at Jas P Wilson Forest Machines, a small part of which will be open for other traffic. Rally cars and service vehicles must be driven with consideration at all times. A speed limit of **5 mph** will apply. **The use of any form of pin to secure structures on the tarmac at Jas**

**P Wilson Forest Machines is strictly prohibited. Failure to comply will be penalised by a fine of £250 per pin. The responsibility for the cost of any repairs to the tarmac surface at Jas P Wilson Forest Machines (howsoever caused) will rest with the competitor concerned.** The use of pins in the gravel areas should be avoided.

Catering vans will be present at Jas P Wilson Forest Machines on Friday and Saturday.

### **3 SCRUTINEERING**

Scrutineering of competing cars will be carried out at Jas P Wilson Forest Machines as indicated on the plan in the Road Book in accordance with the timetable on page 6. Scrutineering may be carried out at any time at the absolute discretion of the Chief Scrutineer and the Clerk of the Course, in accordance with Article 12 of the Regulations. Competitors must upload their Vehicle Passports/Logbooks to the Competitor Documents section of their online entry form at rallies.info.

### **4 SERVICING**

Competitors are reminded that servicing is only permitted in the official service area at Jas P Wilson Forest Machines by official service vehicles, identified by official plates, in areas set aside for this purpose by the Organisers. Management service is prohibited. **(Articles 17.1, 17.4 and 17.8 of the Regulations).**

### **5 ROAD WORKS**

We apologise for the fact that it has been necessary to devise reroutes in Dalbeattie town centre to avoid road works. This is completely beyond our control. Additional time has been allowed for the road sections concerned. Competitors who have been subject to delays should initially raise the matter with the Competitors' Relations Officer, who will advise Rally Control in order that necessary action can be taken.

The above road works have closed the A711 in Dalbeattie. All rally traffic approaching from the East is recommended to use the official diversion route of the A75 and B794.

In addition, there is a road closure currently affecting the A701 north east of its junction with the A75 in Dumfries. If you would normally use this junction, it is suggested you check on the current impact of the closure before travelling and adjust your plans accordingly.

### **6 REFUELLING**

Refuelling will take place in the zone immediately after TC 2B and TC 4B. Judges of Fact will be observing Refuelling. Failure to comply with safe practices will be reported to the Clerk of the Course, who may apply Article 18.4 (j) of the Regulations. NCRs Ch. 13 App. 8 Art. 2 (aa) and Ch. 5 Part A App. 5 Art. 2 also apply.

Competitors must make arrangements with Vital Equipment or Gulf if they wish fuel to be delivered prior to the start. Neither company will have a refuel rig present on the day of the rally.

### **7 STARTING ORDER**

The provisional starting order from MC 0 will be as follows:

Two wheel drive cars and four wheel drive Historic cars in reverse order of expected performance (Cars 60-25)

Four wheel drive cars in order of expected performance (Cars 1-24 and 61-64).

There will be a five-minute interval between the last two wheel drive car and the first four wheel drive car. Approval for deviation from NCRs Ch. 13 App. 2 Art. 4.4 has been published on the virtual official notice board.

### **8 TIME CARDS**

Time Cards will be issued by the Competitors' Relations Officer immediately prior to the start (MC 0). These cards should be handed in at Passage/Time Controls located shortly after each stage. The purpose of these cards is to provide a back-up in the event of any failure of the automatic timing system. These Time Cards must be presented

to marshals at controls and handed in as appropriate. Scheduled start times from MC 0 will be displayed on the virtual official notice board.

## **9 OFFICIAL NOTICE BOARD**

The virtual official notice board will be maintained via the Sportity app as stated in the Regulations. Competitors should download the app from [www.sportity.com](http://www.sportity.com) and add the "Competitors channel" (password RSACSR25Comp) and the "Virtual Notice Board channel" (password: JasPWilsonDalbeattie). There will not be a separate Official Notice Board on the rally website.

## **10 ENVIRONMENTAL SPILL KITS**

Competitors are reminded that they are required to carry an environmental spill kit. Kits will be on sale at the sound test for any competitors not in possession of one. This kit must be carried in the competing car at all times and should be used in the event of a spillage on a stage or in a service area. Competitors having to use their kit in a stage or on a road section must ensure that the bag is securely tied before disposing of it in a container at a "spill station" which is located at the service area. Replacement kits are available for purchase by competitors who have used the original one.

## **11 TRACKERS**

All tracking devices will be fitted switched on ready to go at scrutineering and collected at the final control.

See Pages 7 and 8 for instructions on their use.

The Previous Car Number procedure will be implemented on all stages. The Previous Car Number will be written on the Time Card by the Start Line Marshal. The Co-driver must present the Time Card to the Stop Line Marshal so that the number can be checked. Competitors are reminded that, despite the use of automatic timing, they must **always stop at the Stop Line on every stage (Articles 15.12 and 18.4(i) of the Regulations)**.

## **12 POST NUMBERS**

In addition to the post numbers displayed with the advance arrows on special stages, small alphabetical signs (e.g. A, B, C) will be displayed. These are to assist with marshal locations, and can be ignored by competitors.

## **13 AWARDS**

Competitors are reminded that the awards ceremonies will take place adjacent to MC 6B. At this point the results are not final. In the event of any amendments to the classification which affect awards, competitors who have been presented with awards may be asked to return them to the Organisers. To be classified as finishers, competitors must complete the final road section from TC 6A to MC 6B within their maximum lateness.

## **14 COMPETITOR BRIEFING**

A competitor briefing by the Clerk of the Course will appear on Sportity and must be viewed by at least one member of each competing crew. Competitors will be advised by Sportity when this briefing is available for viewing.

## **15 MARSHALS**

Competitors will be aware that even more marshals than before are needed to run events in view of the Motorsport UK and Government requirements. If you know of anyone who is willing to help, please ask them to contact the Chief Marshal Keith Cowan by e-mail at [keithcowan1511@gmail.com](mailto:keithcowan1511@gmail.com). Thank you for your assistance.

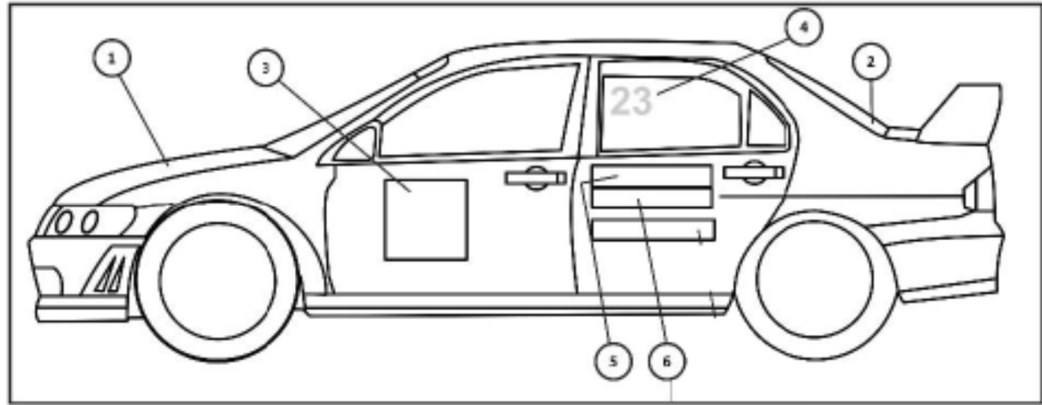
**16 CHARITY DONATIONS**

During the event, there will be an opportunity to donate to the Jaffa Fund established in memory of Gareth and Dai Roberts.

A handwritten signature in black ink that reads "Jonathan C. Lord". The signature is written in a cursive style with a horizontal line underlining the name.

Jonathan Lord  
Clerk of the Course

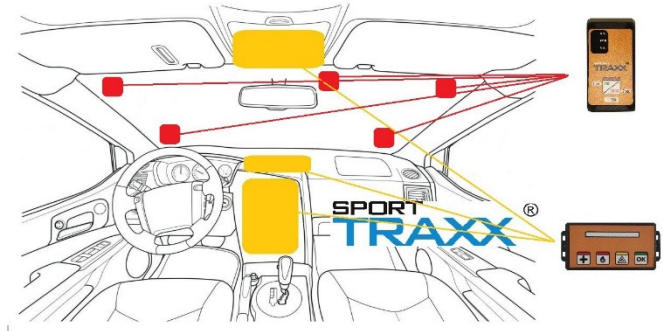
## POSITIONING OF DECALS



- Plate 1 Front plate (30cm x 21cm)
- Plate 2 Rear window plate (18cm x 18cm)
- Plate 3 Rally panels (50cm x 50cm)
- Plate 4 Orange high visibility numbers (20cm high)
- Plate 5 Dumfries and Galloway decals (28cm x 13cm)
- Plate 6 Jas P Wilson Forest Machines decals (28cm x 13cm)

<b>SCRUTINEERING TIMETABLE</b>								
<b>Time</b>	<b>Car Numbers</b>							
<b>FRIDAY 18 JULY</b>								
<b>15:30</b>	<b>25</b>	<b>26</b>	<b>27</b>	<b>29</b>	<b>41</b>	<b>45</b>	<b>47</b>	<b>53</b>
<b>16:00</b>	<b>1</b>	<b>4</b>	<b>10</b>	<b>31</b>	<b>35</b>	<b>36</b>	<b>42</b>	<b>51</b>
<b>16:30</b>	<b>2</b>	<b>20</b>	<b>23</b>	<b>34</b>	<b>38</b>	<b>46</b>	<b>58</b>	<b>60</b>
<b>17:00</b>	<b>3</b>	<b>8</b>	<b>12</b>	<b>14</b>	<b>16</b>	<b>48</b>	<b>57</b>	<b>59</b>
<b>17:30</b>	<b>6</b>	<b>7</b>	<b>28</b>	<b>30</b>	<b>37</b>	<b>50</b>	<b>52</b>	<b>56</b>
<b>18:00</b>	<b>9</b>	<b>18</b>	<b>32</b>	<b>39</b>	<b>40</b>	<b>43</b>	<b>49</b>	<b>54</b>
<b>18:30</b>	<b>5</b>	<b>15</b>	<b>17</b>	<b>21</b>	<b>24</b>	<b>33</b>	<b>44</b>	<b>55</b>
<b>19:00</b>	<b>11</b>	<b>19</b>	<b>22</b>	<b>61</b>	<b>62</b>	<b>63</b>	<b>64</b>	

# The new Sporttraxx Rally 2G/4G Tracker with external Keyboard



The best Sporttraxx Tracker ever

Easier installation :

- Fully battery operated for up to 5 days
- No power cables needed
- No holes drilled in the roof thanks to internal antennas
- Tracker is fitted to windscreen with nanogel
- Keyboard is fitted with nanogel, or cableties or screws
- Smallest size and weight
- Maximum flexibility in positioning the Keyboard for an easier compliance with the basic FIA safety requirements:
- SOS Med/SOS Fire/Hazard/OK buttons are easily reachable by both members of the crew even in a rolled over car, with fastened seat belts
- Full visibility of RED Flag notifications, and its easy acknowledgement by both members of the

crew Extended GSM coverage

- Access to both 2G (GPRS) and 4G (LTE-M) networks
- Multiroaming SIM Cards connecting to EE, Vodafone, O2, 3, EIR networks
- New watchdogs for better and faster reconnections in difficult

areas Higher GPS resolution

- Up to 1 position per second when car is moving, typically 5 seconds for battery saving purposes
- Improved internal buffer

## Installation procedure

The tracking set is made of 3 parts:

1. The USB-C Cable
2. The Tracker
3. The Keyboard

Collect Cable and Keyboard at sound check.

Install the Keyboard according to the suggested positions using nanogel or cable ties.

Connect the Cable (straight connector) to the Keyboard and position it in order to reach the suggested positions on the windscreen.

You can purchase the cable and keep it in the car for the next rally that will use the Sporttraxx Trackers with Keyboards. That highly recommended solution makes it easier the next time.

At scrutineering, Sporttraxx will check the correct installation, fit the Tracker on the windscreen using nanogel, connect the 90° connector and will start the Tracker. Sporttraxx will reject an installation which does not comply with the FIA prescriptions.

At the end of the rally, remove both Tracker and Keyboard and return them to Sporttraxx team with the cable (if not purchased) at the finish. In case of early withdrawal from the rally, make sure to return them to Race Control or a Sporttraxx technician.

If you purchased the cable, keep that in position for next use.

The Tracker is always fitted to the windscreen using nanogel. To remove it, do not pull it, but twist it.

Best fitting place for the Keyboard is on the upper rollcage, using nanogel or cableties.





The keyboard can also be fitted on the top of the dashboard or on its front side, as long as the surface is allowing the use of nanogel. Alternatively you can use screws but it makes it more difficult to remove at the end of the event.


Not returning the Tracker and/or the Keyboard will lead to a charge of 250 and 200 euro each.

### How to use it


The Tracker will be delivered/installed and turned ON by Sporttraxx technicians.

You are not allowed to switch OFF the tracking device during the whole duration of the rally.

- If a Medical Intervention is required, press the  button till you hear the Beep
- When a Fire is reported, press the  button till you hear the Beep
- To inform Race Control about a Hazard situation or a Road Block, press the  button
- To confirm to Race Control that you are fine, after your stop, press the  button



The green led bar confirms the reception of any of your transmissions It also means a "call back" request when on Road Sections. Reset it by pressing OK



The red flashing led bar (+ buzzer) means RED FLAG. Press the OK button to quit the warning and acknowledge its reception. React accordingly

•